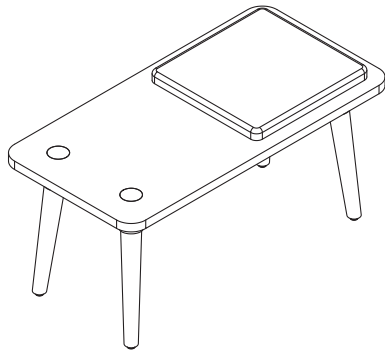


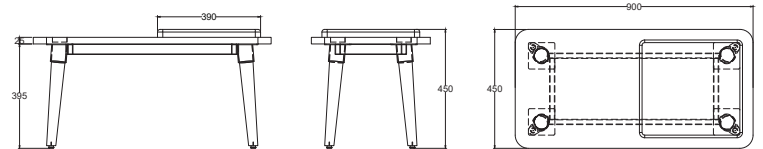
Domino Bench

Standard's general scheme

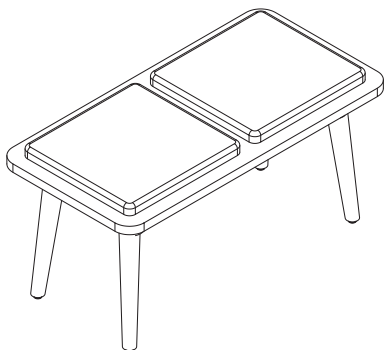


DBN10103

(1)

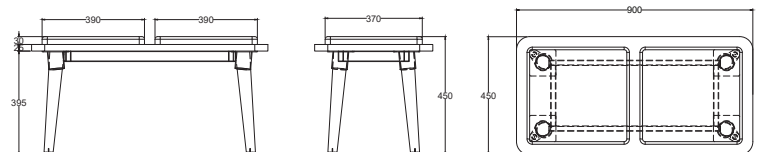


Bench (1)		
Overall dimensions		Measurements
(mm)		
Height	H	450
Width	L	900
Depth	P	450

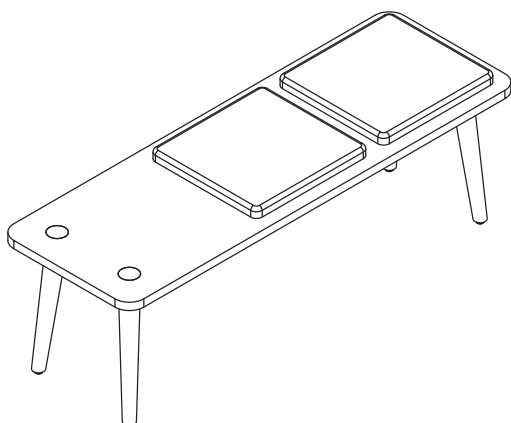


DBN10101

(2)

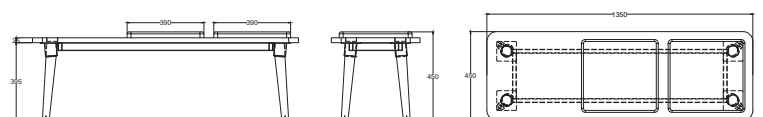


Bench (2)		
Overall dimensions		Measurements
(mm)		
Height	H	450
Width	L	900
Depth	P	450



DBN10104

(3)



Bench (3)		
Overall dimensions		Measurements
(mm)		
Height	H	450
Width	L	1350
Depth	P	450

DESCRIPTION

Cut : By CNC

Body : 25 mm thickness MFC

Surface: Melamine board which is anti-scratch, bacteria, water and heat resistance.

Legs: Beech wood.


Edges : PVC 2mm thickness.

Seat from Fabric.


Chassis: Steel coated with Electrostatic paint.



wood



LINEN



LEATHER

